

Instruction for Use

021431/12/04

Pyranometer GSM 10.7

7.1415.05.xxx



ADOLF THIES GmbH & Co. KG

Hauptstraße 76

Box 3536 + 3541

Phone ++551 79001-0

www.thiesclima.com

37083 Göttingen Germany

37025 Göttingen

Fax ++551 79001-65

info@thiesclima.com

Contents

1	Models	2
2	Application	3
3	Construction.....	3
4	Installation.....	3
5	Maintenance	3
6	Connecting Diagram	4
7	Technical Data.....	5
8	Dimension diagram.....	6
9	EC-Declaration of Conformity	7

1 Models

Order- No.	Meas. range	Elect. output	Operating Voltage
7.1415.05.040	0 ... 1300 W/m ²	0 ... 20 mA	9 ... 24 V DC
7.1415.05.041	0 ... 1300 W/m ²	4 ... 20 mA	9 ...30 V DC (2-leads-circuit)
7.1415.05.051	0 ... 1300 W/m ²	0 ... 5 V	9 ... 24 V DC
7.1415.05.061	0 ... 1300 W/m ²	0 ... 10 V	14 ... 24 V DC

2 Application

Global radiation is the sum of direct solar radiation and diffuse radiation reaching the surface of the earth. The spectral range extends from the short-wave-range at 300 nm (UV-B) to the long-wave-range at 5000 nm (IR).

The pyranometer detects almost 100% of the sunlight-spectra in the range from 380 nm to 2800 nm, and thus, comprises the uv-(ultraviolet radiation), vis-(visible radiation), and the part of the ir-(Infrared-radiation) light. The measuring results give information about medical and biological cohesions, compared with other spectral ranges.

The pyranometer can be used in the fields of medical and biological research, with weather information and prognosis systems, in the climatic research, in the field of agriculture, and for the general information of the population.

3 Construction

The pyranometer is a fragile electronic-optical device. The housing is made of anodized aluminium with an uv-transparent glass dome. The instrument is protected against jets of water and rain. A small package of silica-gel serves for drying the inner housing and protects the dome against steaming-up. The results are cosine-corrected.

4 Installation

The mounting shall be effected with greatest care. The pyranometer is fixed with two screws M4 onto a suited holder, and should be exactly in horizontal position. The mounting site should be selected in a way, that the sun radiation reaches the surface of the sensor all day. The pyranometer must have a free horizon into all directions.

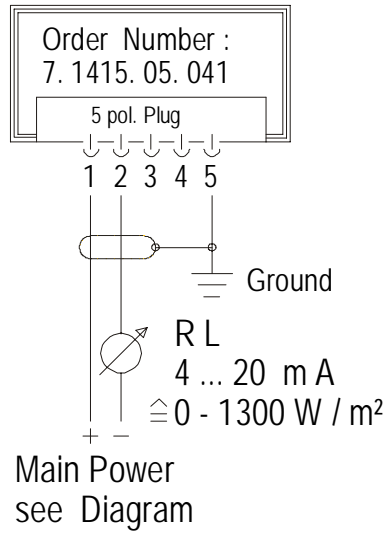
For the data transmission please use the cable available. For the connector pin assignment please refer to chapter 6. When connecting the cable coupling to the pyranometer please take care that the mounting notches of coupling and plug coincide. The cap nut is to be screwed tightly.

5 Maintenance

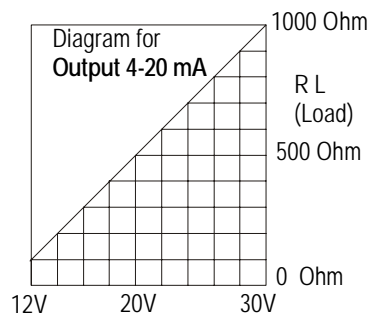
The electronic-optical part of the Pyranometer needs no service. A check of the calibration is possible acc. to the customer's request. The glass dome, and the housing are to be cleaned, if necessary, with a soft and wet cloth twice a year. Please use only liquid cleaning agents without abrasive additives or solvents. The outer cleaning should be done with clear water or possibly with washing-up liquid.

6 Connecting Diagram

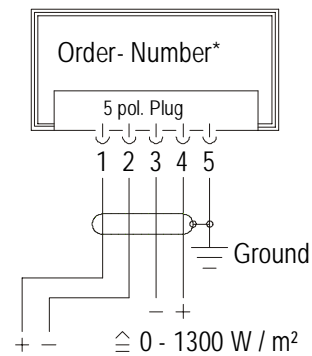
Order – No.
7.1415.05.041



RL- Function of the Main Power



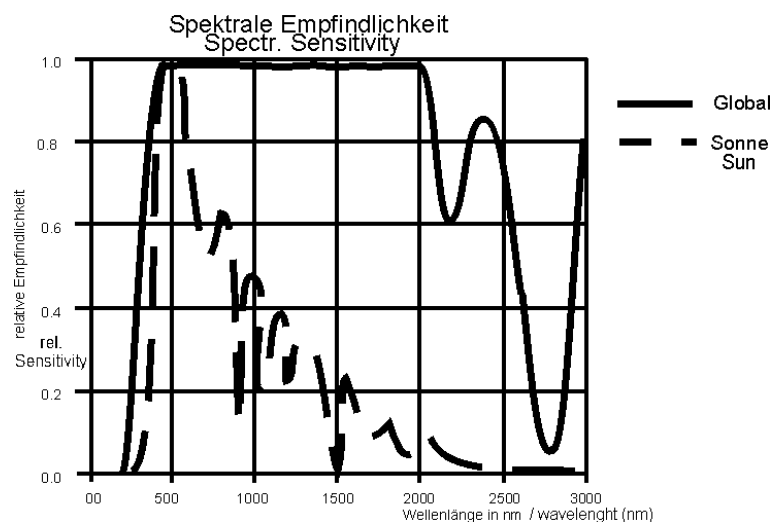
Order – No.
7.1415.05.040
7.1415.05.051
7.1415.05.061



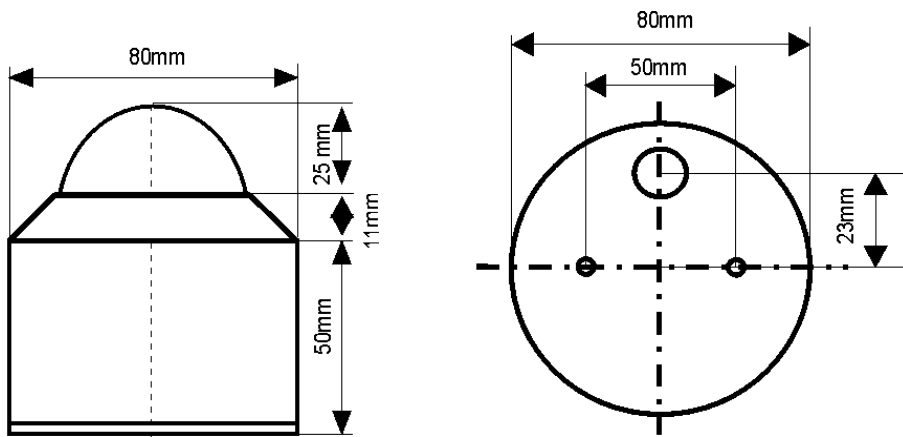
Power	Output	*Order Number
9 ... 24 V DC	0 ... 20 mA	7.1415.05.040
9 ... 24 V DC	0 ... 5 V	7.1415.05.051
14 ... 24 V DC	0 ... 10 V	7.1415.05.061

7 Technical Data

Global measuring range	0 – 1300 W/m ²	
Spectr. range	380 nm – 2800 nm	
Max. spectral sensitivity	380 nm – 2500 nm	
Operating temperature	-20°C - +60°C	
Output	Electr. Output:	Load:
7.1415.05.040	0 ...20 mA	see RL- Diagram
7:1415:05:041	4. 20 mA	see RL- Diagram
7.1415.05.051	0 ... 5 V	>1MOhm
7.1415.05.061	0 ...10V	>1MOhm
Power supply	Operation voltage:	Power consumption:
7.1415.05.040	9 ...24 V DC	typ. 3 mA + I out / max. 6 mA + I out
7:1415:05:041	9 30 V DC , 2-leads-circuit	I out (4-20 mA)
7.1415.05.051	9 24 V DC	typ. 3 mA / max. 6 mA
7.1415.05.061	14 ...24 V DC	typ. 3 mA / max. 6 mA
Sensor type	Thermocouples	
Diffuser material	PTFE	
Dome	Opt. Glass	
Cosine correction	fault f2 <3%	
Linearity	< 1%	
Abs. fault	< 10%	
Installation	2 screws M4 in the ground of housing	
Kind of connection	Plug with 5 m cable	
Weight	ca. 0.3 kg	



8 Dimension diagram



9 EC-Declaration of Conformity

Document-No.: 000319

Month: 06 Year: 08

Manufacturer: **ADOLF THIES GmbH & Co. KG**

Hauptstr. 76
D-37083 Göttingen
Tel.: (0551) 79001-0
Fax: (0551) 79001-65
email: Info@ThiesClima.com

Description of Product: **Pyranometer; Silicon Pyranometer; UVAB Sensor; UVB Sensor; Silicon-Sensor PAR; Sunshine Indicator**

Article No.	7.1415.05.040	7.1415.05.041	7.1415.05.051	7.1415.05.061
7.1415.09.040	7.1415.09.041	7.1415.09.051	7.1415.09.061	7.1416.10.040
7.1416.10.041	7.1416.10.051	7.1416.10.061	7.1416.20.040	7.1416.20.041
7.1416.20.051	7.1416.20.061	7.1418.00.040	7.1418.00.041	7.1418.00.051
7.1418.00.061	7.1420.00.000			

specified technical data in the document: **021430/12/04; 021006/07/01; 021052/11/03; 021054/05/02; 021051/01/06; 021049/05/04**

The indicated products correspond to the essential requirement of the following European Directives and Regulations:

- 2004/108/EC DIRECTIVE 2004/108/EC OF THE EUROPEAN PARLIAMENT AND OF THE COUNCIL of 15 December 2004 on the approximation of the laws of the Member States relating to electromagnetic compatibility and repealing Directive 89/336/EEC
- 2006/95/EC DIRECTIVE 2006/95/EC OF THE EUROPEAN PARLIAMENT AND OF THE COUNCIL of 12 December 2006 on the harmonisation of the laws of Member States relating to electrical equipment designed for use within certain voltage limits
- 552/2004/EC Regulation (EC) No 552/2004 of the European Parliament and the Council of 10 March 2004 on the interoperability of the European Air Traffic Management network (the interoperability Regulation)

The indicated products comply with the regulations of the directives. This is proved by the compliance with the following standards:

Reference number	Specification
IEC 61000-6-2: 2005	Electromagnetic compatibility Immunity for industrial environment
IEC 61000-6-3: 2006	Electromagnetic compatibility Emission standard for residential, commercial and light industrial environments
IEC 61010-1: 2001	Safety requirements for electrical equipment for measurement, control and laboratory use. Part 1: General requirements

Place: Göttingen

Date: 26.06.2008

Legally binding signature:

issuer:

.....
Wolfgang Behrens, General Manager

.....
Joachim Beinhorn, Development Manager

This declaration certifies the compliance with the mentioned directives, however does not include any warranty of characteristics. Please pay attention to the security advises of the provided instructions for use.



ADOLF THIES GmbH & Co. KG

Hauptstraße 76 37083 Göttingen Germany
P.O. Box 3536 + 3541 37025 Göttingen
Phone ++551 79001-0 Fax ++551 79001-65
www.thiesclima.com info@thiesclima.com



- Alterations reserved -